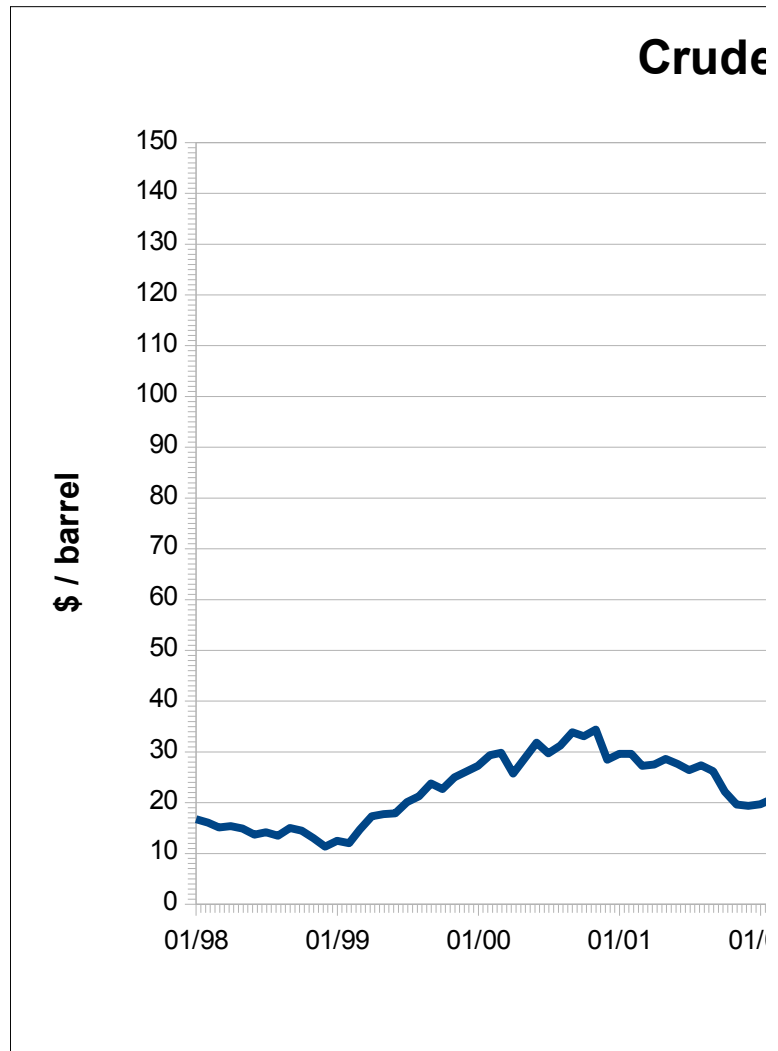


Sheet1

01/01/99    02/01/99    03/01/99

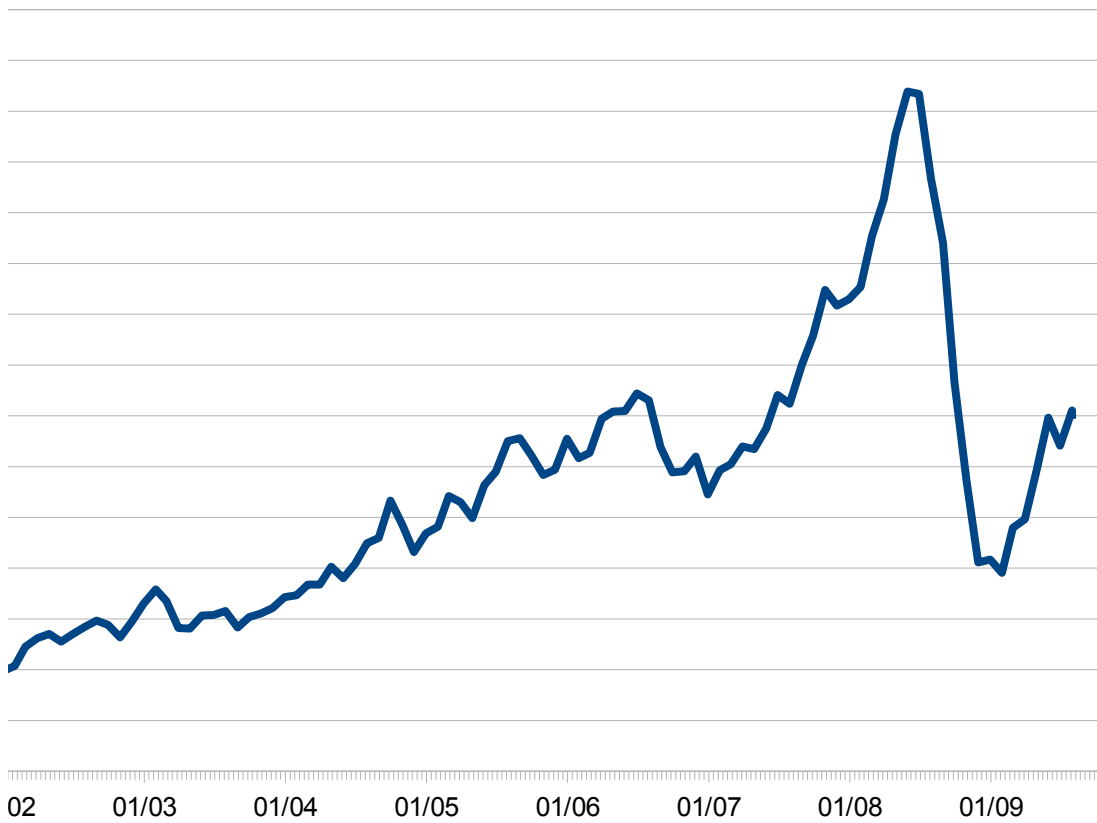
Jan	Feb	Mar	Apr	May	Jun	Jul	Aug
01/01/98	02/01/98	03/01/98	04/01/98	05/01/98	06/01/98	07/01/98	08/01/98
<b>16.72</b>	<b>16.06</b>	<b>15.12</b>	<b>15.35</b>	<b>14.91</b>	<b>13.72</b>	<b>14.17</b>	<b>13.47</b>

1998



Sep	Oct	Nov	Dec	Jan	Feb	Mar	Apr
09/01/98	10/01/98	11/01/98	12/01/98	01/01/99	02/01/99	03/01/99	04/01/99
<b>15.03</b>	<b>14.46</b>	<b>13</b>	<b>11.35</b>	<b>12.51</b>	<b>12.01</b>	<b>14.68</b>	<b>17.31</b>

### Oil Prices 1998 - 2008



1998 - 2009

Sheet1

1999							
May	Jun	Jul	Aug	Sep	Oct	Nov	Dec
05/01/99	06/01/99	07/01/99	08/01/99	09/01/99	10/01/99	11/01/99	12/01/99
<b>17.72</b>	<b>17.92</b>	<b>20.1</b>	<b>21.28</b>	<b>23.8</b>	<b>22.69</b>	<b>25</b>	<b>26.1</b>
1999							

Sheet1

<b>2000</b>							
<b>Jan</b>	<b>Feb</b>	<b>Mar</b>	<b>Apr</b>	<b>May</b>	<b>Jun</b>	<b>Jul</b>	<b>Aug</b>
01/01/00	02/01/00	03/01/00	04/01/00	05/01/00	06/01/00	07/01/00	08/01/00
<b>27.26</b>	<b>29.37</b>	<b>29.84</b>	<b>25.72</b>	<b>28.79</b>	<b>31.82</b>	<b>29.7</b>	<b>31.26</b>
<b>2000</b>							

Sheet1

<b>Sep</b>	<b>Oct</b>	<b>Nov</b>	<b>Dec</b>	<b>Jan</b>	<b>Feb</b>	<b>Mar</b>	<b>Apr</b>
09/01/00	10/01/00	11/01/00	12/01/00	01/01/01	02/01/01	03/01/01	04/01/01
<b>33.88</b>	<b>33.11</b>	<b>34.42</b>	<b>28.44</b>	<b>29.59</b>	<b>29.61</b>	<b>27.24</b>	<b>27.49</b>

Sheet1

<b>2001</b>							
<b>May</b>	<b>Jun</b>	<b>Jul</b>	<b>Aug</b>	<b>Sep</b>	<b>Oct</b>	<b>Nov</b>	<b>Dec</b>
05/01/01	06/01/01	07/01/01	08/01/01	09/01/01	10/01/01	11/01/01	12/01/01
<b>28.63</b>	<b>27.6</b>	<b>26.42</b>	<b>27.37</b>	<b>26.2</b>	<b>22.17</b>	<b>19.64</b>	<b>19.39</b>
<b>2001</b>							

Sheet1

2002							
Jan	Feb	Mar	Apr	May	Jun	Jul	Aug
01/01/02	02/01/02	03/01/02	04/01/02	05/01/02	06/01/02	07/01/02	08/01/02
<b>19.71</b>	<b>20.72</b>	<b>24.53</b>	<b>26.18</b>	<b>27.04</b>	<b>25.52</b>	<b>26.97</b>	<b>28.39</b>
2002							

Sheet1

<b>Sep</b>	<b>Oct</b>	<b>Nov</b>	<b>Dec</b>	<b>Jan</b>	<b>Feb</b>	<b>Mar</b>	<b>Apr</b>
09/01/02	10/01/02	11/01/02	12/01/02	01/01/03	02/01/03	03/01/03	04/01/03
<b>29.66</b>	<b>28.84</b>	<b>26.35</b>	<b>29.46</b>	<b>32.95</b>	<b>35.83</b>	<b>33.51</b>	<b>28.17</b>

Sheet1

<b>2003</b>							
<b>May</b>	<b>Jun</b>	<b>Jul</b>	<b>Aug</b>	<b>Sep</b>	<b>Oct</b>	<b>Nov</b>	<b>Dec</b>
05/01/03	06/01/03	07/01/03	08/01/03	09/01/03	10/01/03	11/01/03	12/01/03
<b>28.11</b>	<b>30.66</b>	<b>30.75</b>	<b>31.57</b>	<b>28.31</b>	<b>30.34</b>	<b>31.11</b>	<b>32.13</b>
<b>2003</b>							

Sheet1

<b>2004</b>							
<b>Jan</b>	<b>Feb</b>	<b>Mar</b>	<b>Apr</b>	<b>May</b>	<b>Jun</b>	<b>Jul</b>	<b>Aug</b>
01/01/04	02/01/04	03/01/04	04/01/04	05/01/04	06/01/04	07/01/04	08/01/04
<b>34.31</b>	<b>34.68</b>	<b>36.74</b>	<b>36.75</b>	<b>40.28</b>	<b>38.03</b>	<b>40.78</b>	<b>44.9</b>
<b>2004</b>							

Sheet1

<b>Sep</b>	<b>Oct</b>	<b>Nov</b>	<b>Dec</b>	<b>Jan</b>	<b>Feb</b>	<b>Mar</b>	<b>Apr</b>
09/01/04	10/01/04	11/01/04	12/01/04	01/01/05	02/01/05	03/01/05	04/01/05
<b>45.94</b>	<b>53.28</b>	<b>48.47</b>	<b>43.15</b>	<b>46.84</b>	<b>48.15</b>	<b>54.19</b>	<b>52.98</b>

Sheet1

<b>2005</b>							
<b>May</b>	<b>Jun</b>	<b>Jul</b>	<b>Aug</b>	<b>Sep</b>	<b>Oct</b>	<b>Nov</b>	<b>Dec</b>
05/01/05	06/01/05	07/01/05	08/01/05	09/01/05	10/01/05	11/01/05	12/01/05
<b>49.83</b>	<b>56.35</b>	<b>59</b>	<b>64.99</b>	<b>65.59</b>	<b>62.26</b>	<b>58.32</b>	<b>59.41</b>
<b>2005</b>							

Sheet1

2006							
Jan	Feb	Mar	Apr	May	Jun	Jul	Aug
01/01/06	02/01/06	03/01/06	04/01/06	05/01/06	06/01/06	07/01/06	08/01/06
<b>65.49</b>	<b>61.63</b>	<b>62.69</b>	<b>69.44</b>	<b>70.84</b>	<b>70.95</b>	<b>74.41</b>	<b>73.04</b>
2006							

Sheet1

<b>Sep</b>	<b>Oct</b>	<b>Nov</b>	<b>Dec</b>	<b>Jan</b>	<b>Feb</b>	<b>Mar</b>	<b>Apr</b>
09/01/06	10/01/06	11/01/06	12/01/06	01/01/07	02/01/07	03/01/07	04/01/07
<b>63.8</b>	<b>58.89</b>	<b>59.08</b>	<b>61.96</b>	<b>54.51</b>	<b>59.28</b>	<b>60.44</b>	<b>63.98</b>

Sheet1

2007							
May	Jun	Jul	Aug	Sep	Oct	Nov	Dec
05/01/07	06/01/07	07/01/07	08/01/07	09/01/07	10/01/07	11/01/07	12/01/07
<b>63.45</b>	<b>67.49</b>	<b>74.12</b>	<b>72.36</b>	<b>79.91</b>	<b>85.8</b>	<b>94.77</b>	<b>91.69</b>
2007							

Sheet1

<b>2008</b>							
<b>Jan</b>	<b>Feb</b>	<b>Mar</b>	<b>Apr</b>	<b>May</b>	<b>Jun</b>	<b>Jul</b>	<b>Aug</b>
01/01/08	02/01/08	03/01/08	04/01/08	05/01/08	06/01/08	07/01/08	08/01/08
<b>92.97</b>	<b>95.39</b>	<b>105.45</b>	<b>112.58</b>	<b>125.4</b>	<b>133.88</b>	<b>133.37</b>	<b>116.67</b>
<b>2008</b>							

Sheet1

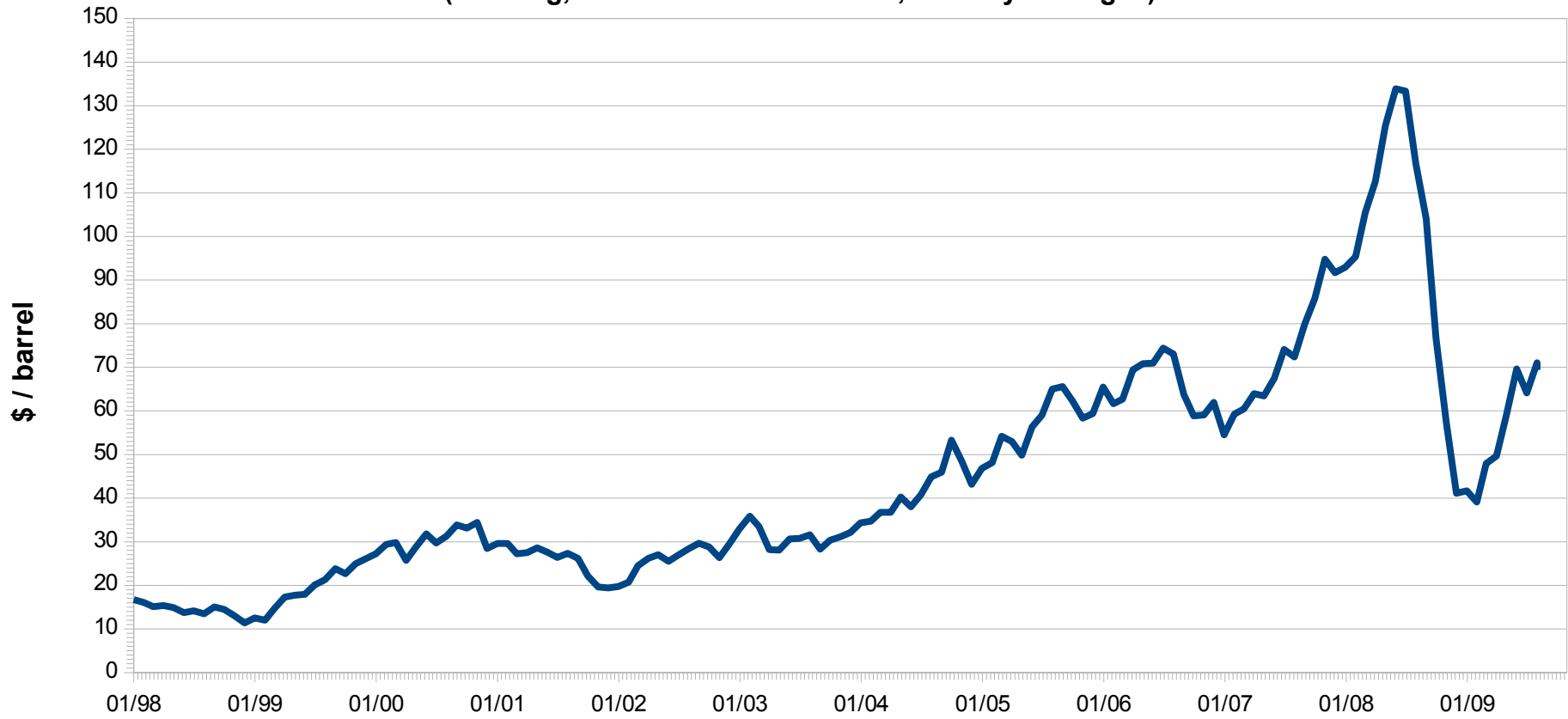
				2009			
Sep	Oct	Nov	Dec	Jan	Feb	Mar	Apr
09/01/08	10/01/08	11/01/08	12/01/08	01/01/09	02/01/09	03/01/09	04/01/09
<b>104.11</b>	<b>76.61</b>	<b>57.31</b>	<b>41.12</b>	<b>41.68</b>	<b>39.09</b>	<b>47.94</b>	<b>49.65</b>
				2009			

Sheet1

<b>May</b>	<b>Jun</b>	<b>Jul</b>	<b>Aug</b>	<b>Sep</b>	<b>Oct</b>
05/01/09	06/01/09	07/01/09	08/01/09	08/01/09	10/01/09
<b>59.03</b>	<b>69.64</b>	<b>64.15</b>	<b>71.05</b>	<b>69.41</b>	

Updated: October 16, 2009

### Crude Oil Prices 1998 - 2008 (Cushing, West Texas Intermediate, Monthly Averages)



© Maximilian A. Staedtler – WHAT MATTERS WEBLOG – [www.whatmattersweblog.com](http://www.whatmattersweblog.com) – source: EIA

Sheet2